

COVERED BRIDGE CABINETS®



CUSTOM CABINETS | ENDLESS POSSIBILITIES



PERIMETER: FARMINGTON | BM PALE OAK
ISLAND: JEFFERSON | HICKORY | OYSTER
PANTRY: JEFFERSON | BASIL




About Us

At Covered Bridge Cabinetry®, our team of experts, with over 70 years of combined experience, brings unmatched precision, exceptional quality, and trusted craftsmanship to every project.

With a dedicated team of design professionals, artisans, and woodworking experts, we take pride in crafting high-quality, stylish custom cabinetry that builds beautiful kitchens—designed to last a lifetime and beyond.

Our state-of-the-art manufacturing facility allows us to create cabinetry that is entirely custom, built to your unique style and needs. By using the finest North American hardwoods for all of our door and drawer fronts, we're able to ensure that our cabinetry is the best it can be.

Est. '09





MISSOURI | EMERALD

Endless Possibilities

- 8 WOOD SPECIES
- 4 WOOD GRADES
- 1 PREMIUM WOOD SPECIES
- 29 DOOR STYLES
- 30 ENAMEL FINISHES
- 16 STAIN FINISHES
- 9 PREMIUM FINISHES
- 4 GLAZE COLORS
- 3 SHEEN OPTIONS
- 4 STILE & RAIL WIDTHS
- 8 EDGE PROFILES
- 3 CONSTRUCTION OPTIONS

from Traditional...



PERIMETER: JEFFERSON | FRESH SNOW
ISLAND: JEFFERSON | OYSTER | MAPLE



COLORADO | FRESH SNOW



NESHANIC | SW EGRET WHITE



LEFT: DAVIDSON | TRUFFLE | MAPLE
RIGHT: DAVIDSON | PURITAN | MAPLE

...to Transitional...





PERIMETER: MISSOURI | FRESH SNOW
ISLAND: MISSOURI | ONYX | MAPLE



...to Modern



UPPER: GALLATIN | FRESH SNOW
PERIMETER & ISLAND: GALLATIN | WALNUT | WILLOW STAIN



HUDSON | SW IRON ORE



ROYCE | MINK STAIN

COVERED BRIDGE CABINETS®

Wood Grades

Explore our broad range of wood grades and species tailored to suit your specific preferences and budget.

From budget-friendly options perfect for enamel finishes to luxurious selections ideal for natural finishes, each grade offers unique characteristics to enhance the beauty of your cabinets.


Wood Grades

SELECT

NATURAL


RUSTIC

PAINT



ALDER

A medium density hardwood with a fine, moderate grain pattern. Pin knots and pin knot clusters are common in this species.



CHERRY

An elegant, multi-colored hardwood, with possible small knots, pinholes and pitch pockets. Natural or light stains accent the color variations for a distinctive statement in a full kitchen.















WALNUT

An elegant, multi-colored hardwood, which may contain small knots and pinholes which natural or light stains accent.

Wood Species

Wood Grades

Wood Species

	SELECT	NATURAL	RUSTIC	PAINT
<p>MAPLE</p> <p>A strong, close-grained wood, predominantly an off-white in color with occasional light tan or small dark mineral streaks.</p>				
<p>RED OAK</p> <p>A strong, open-grained wood that has a range in color of white, yellow and pink. Pin knots are common in this species.</p>				
<p>HICKORY</p> <p>A strong, open-grained wood that has a range in color of white, yellow and brown. Pin knots are found in this species.</p>				


Wood Grades

SELECT

NATURAL



RUSTIC

PAINT



WHITE OAK

A strong, open-grained wood that has a range in color of whitish brown to grayish brown. Pin knots can be common in this species.



POPLAR

A medium density hardwood with a fine, moderate grain pattern, Sapwood color is a white, creamy yellow to green.



RIFT SAWN WHITE OAK


A tight, straight grain, with heartwood ranging from light to medium brown and sapwood blending from nearly white to light brown.

Wood Species


Premium

Door Styles

Covered Bridge Cabinetry's door styles are available in any of our nine North American hardwood species. Many can be customized even further by changing the stile & rail width and the edge profile.



BRADFORD



COLORADO




DAVIDSON



DEERFIELD




DELAWARE



FARMINGTON




MADISON




MADISON
ARCH



MARQUETTE



MISSOURI



NESHANIC




NOBLE



PALMER



GALLATIN




GLENWOOD



HANOVER



HOLSTON




HUDSON



JACKSON



JEFFERSON



KENNEBEC




RARITAN



REGAL




ROYCE



SACRAMENTO



SENECA



STERLING



THOMPSON



WILLIAMSON

Enamel finishes

Covered Bridge Cabinetry® offers a selection of premium enamel finishes. Each color is carefully chosen by our design team based upon current and upcoming design trends.

OR

SELECT YOUR OWN

Custom Color

Covered Bridge Cabinetry® offers color matching using X-Rite Color Management technology to create the perfect custom color you've been searching for. Create a one-of-a-kind color palette for your enamel kitchen cabinets. Simply submit a color sample from any paint manufacturer to your dealer, and we will provide you with a sample door for your approval.

















Please Note: Our product photography has been reproduced as accurately as printing technologies permit. To ensure the highest satisfaction possible, we strongly recommend you view an actual sample for best color, wood grain and finish representation. Thank you.

Stain finishes

Our selection of premium stain finishes is carefully chosen by our team of designers based upon current and upcoming design trends.




Please Note: Our product photography has been reproduced as accurately as printing technologies permit. To ensure the highest satisfaction possible, we strongly recommend you view an actual sample for best color, wood grain and finish representation. Thank you.



PERIMETER: DAPPLE | CHERRY
ISLAND: DAPPLE | WHITE OAK

Premium finishes

Take your cabinetry a step beyond ordinary with a hand applied premium finish. Each Covered Bridge Cabinetry® premium finish will accentuate the intricate craftsmanship, enhance the natural qualities of your selected wood species and further refine which details of your cabinetry come to the forefront of your design. Plus, four glaze colors are available.



COTTON

NICKEL

Glaze Color

Covered Bridge Cabinetry® offers four glaze color options. Each color is carefully selected to enhance each enamel and stain. Choose one of these premium glaze options for your highlight, brush, or glaze premium finish.

CAPPUCCINO

JET

Sheen

Our three standard options for sheen help to maximize the beauty of your cabinetry, choose 10°, 20°, and 30°.



Stile & Rail

You can change the stile & rail width of our door styles to embrace your own style. Choose a smaller width for a classic look or a larger width for a bold statement.

2 1/4"



3"



3 1/2"



4"







Edge Profile

To make your cabinetry one of a kind, we offer eight different edge profiles, to allow you to create a truly custom look for your home.*


OSE01




OSE02




OSE03




OSE04




OSE05




OSE06



OSE07



OSE08



*Due to the unique design of the following door styles: Davidson, Deerfield, Delaware, Hanover, and Marquette, outside edge profiles are not available on these styles.

Construction

We understand that every project is unique, which is why we offer three distinct construction options. Each option is crafted with precision and attention to detail, ensuring that you can find the perfect fit for your specific needs and preferences.

CABINET COMPARISON	ULTIMATE	PREMIUM	ESSENTIAL
3/4" PLYWOOD ENDS	●	●	●
ALL PLYWOOD CONSTRUCTION	●	●	
13" DEEP WALL CABINET	●		
12" DEEP WALL CABINET		●	●
3/4" PLYWOOD SHELVES	●	●	●
FULL DEPTH SHELVES	●	●	WALL CAB ONLY
HALF DEPTH SHELVES			●
I-BEAM CONSTRUCTION	●	●	●

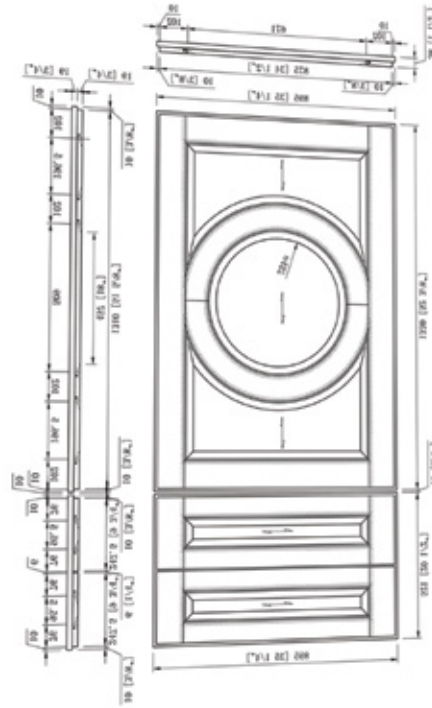
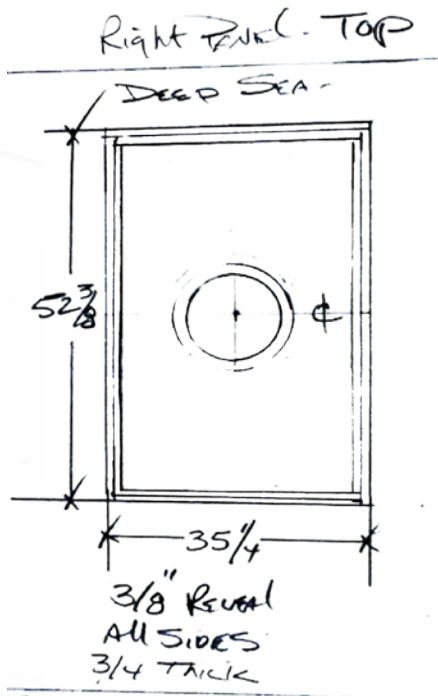
HARDWARE COMPARISON	ULTIMATE	PREMIUM	ESSENTIAL
BLUM® SOFT CLOSE HINGE	●	●	●
BLUM® TANDEM + BLUMOTION FULL EXTENSION	●		
BLUM® TANDEM + BLUMOTION 7/8" EXTENSION		●	●

DRAWER COMPARISON	ULTIMATE	PREMIUM	ESSENTIAL
3/4" DOVETAIL DRAWER BOX	●		
5/8" DOVETAIL DRAWER BOX		●	●
WALNUT OR MAPLE HARDWOOD	●		
POPLAR HARDWOOD		●	
SOLID WOOD			●



Custom Cabinetry

IF YOU CAN DREAM IT,
WE CAN MAKE IT.



SKETCH

Share your vision with us.

CREATE

We build your vision.

REALITY

Your vision becomes reality.

Custom Capabilities

Covered Bridge Cabinetry® is fully customizable. From custom panels, to completely unique islands, we can create anything you can imagine. We have the capabilities to make your dreams come to life.

The Bridge Between



PERIMETER: HUDSON | MINK STAIN
ISLAND: ROYCE | MINK STAIN



HUDSON | SW IRON ORE

Design and Reality



Endless Possibilities

LIVING & ENTERTAINMENT



KITCHENS



OFFICES



BARS



PANTRIES



LAUNDRY & STORAGE



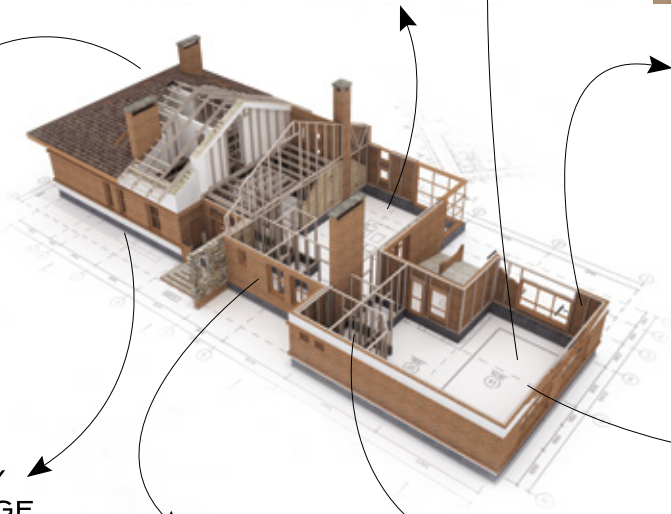
MUDROOMS & ENTRYWAYS



BATHROOMS



& MORE



CB-32PG-BROC-25-V1

Covered Bridge Cabinetry® and logo design are registered trademarks of FGI Industries, Ltd.

© 2025 FGI Industries, Ltd. | Revised 1/2025

Please Note: Our product photography has been reproduced as accurately as printing technologies permit. To ensure the highest satisfaction possible, we strongly recommend you view an actual sample for best color, wood grain and finish representation.