

Traditional

This brochure features a variety of Signature Series door and drawer front designs.

Beneath each door is the:

- Door Cross-sectional Profile Line Drawing
- **Signature Series** Number and Name
- Wood Species
- Partial Finish Description



(S485 Blossom)
Cherry
Honey / Glazed



(S506 Bishop)
Cherry
Cinnamon / Glazed



(S210 Quincy)
Maple-Hard
Honey / Glazed



(S189 Richfield)
Maple-Hard
Natural



(S694 Longshore)
Cherry
Honey

*Note:
Search by Signature Series Number &
Name at WalzCraft.com for detailed
design specifications.*

Traditional



(S786 Collins)
Maple-Hard
Light American Walnut




(S219 Carter)
Afrormosia
Natural



(S631 Drake)
Walnut
Mediterranean



(S841 Richmond)
Maple-Mix / MDF CP
Slate



(S356 Nichols)
Ash
Olive WoodGrain




(S447 Glen Haven)
Oak-Red
Honey



(S446 La Crosse)
Alder
Nutmeg



(S542 Washington)
Alder
Fruitwood



(S301 Magnolia)
Cherry
Natural



(S322 Angler)
Walnut
Mediterranean

Traditional



(S655 Unity)
Maple-Mix / MDF CP
Sage / Glazed



(S360 Darien)
Alder
Sage / RBT



(S523 Washington)
Maple-Mix / MDF CP
Oatmeal / Glazed



(S581 Winfield)
Maple-Mix
Saffron / RBT



(S515 Madison)
Maple-Mix / MDF CP
Linen / Glazed



(S541 Carter)
Maple-Mix / MDF CP
Eggshell



(S370 Geneva)
Maple-Mix
Ebony / RBT



(S321 Milburn)
Maple-Mix / MDF CP
Eggshell / Glazed



(S419 Loyola)
Maple-Mix
Tan / Glazed / Distressed / RBT

Note:

Reference page 3 for Signature Series definition and ordering guidelines.

Traditional



(S307 Marquette)
Maple-Hard
Natural



(S624 Glen Haven)
Cherry
Auburn V3



(S449 Crownpoint)
Cherry
Topaz



(S638 Washington)
Mahogany
Cinnamon



(S635 Tisbury)
Alder
Golden Oak



(S461 Regal)
Mahogany
Mediterranean



(S270 Carter)
Cherry
Natural








Traditional



(S585 Hope)
Maple-Hard
Natural




(S467 Hathaway)
Oak-White-Quarter Sawn
Brown Oak



(S571 Marquette)
Maple-Mix / MDF CP
Vanilla



(S887 Redstone)
Eucalyptus-Red Grandis
Java V3



(S198 La Crosse)
Oak-Red
Natural



(S353 Collins)
Ash
Saffron WoodGrain

Note:

Reference page 3 for Signature Series definition and ordering guidelines.

Traditional



(S199 Glory)
Maple-Hard
Natural



(S197 Marquette)
Hickory-Calico
Natural



(S512 Hope)
Cherry-Gummy
Heritage



(S227 Waverly)
Walnut
Natural



(S704 Compass)
Cherry
Cinnamon



(S196 Madison)
Birch-White
Natural



(S228 Roseboro)
Alder
Natural



(S492 Everlast)
Maple-Hard
Honey / Glazed



(S469 Regal)
Oak-White-Quarter Sawn
Dark Honey



(S471 Tisbury)
Pine-N. White-Knotty
Heritage



Traditional



(S576 Salem)
Oak-Red-Rift Sawn
Brownstone V3



(S448 Norman)
Cherry
Nutmeg




(S106 Springfield)
Oak-Red/White-Mix
Linen WoodGrain



(S253 Integrity)
Cherry
Windsor



(S177 Friendship)
Oak-White-QS / Oak-White Inserts
Dark Honey



(S176 Allentown)
Oak-White / Walnut Inserts
Natural

Traditional




(S320 Hastings)
Alder / Sapele Inserts
Natural



(S380 El Dorado)
Alder
Med Brown Walnut / Distressed



(S381 Dixon)
Cypress
Cinnamon / Glazed



(S116 Gold Coast)
Oak-White-Rift Sawn
Natural




(S327 Friendship)
Cherry / Walnut Inserts
Dark Honey



(S179 Simplicity)
Oak-Red-Quarter Sawn
Dark Honey



(S182 Miller)
Oak-Red-Rift Sawn
Cinnamon



(S543 Integrity)
Oak-White-Quarter Sawn
Dark Honey



Note:
Contact a specialist from our
Customer Support Team
at 1-800-237-1326
for pricing information.






Traditional



(S493 Prospect)
Cherry
Natural



(S627 Palmers)
Maple-Soft
Midnight



(S475 Mesa)
Fir-Douglas-Straight Grain
Natural

Traditional




(S351 Lodo)
Mahogany-Sapele-Qtr Sawn
Natural



(S113 Division)
Fir-Douglas-Straight Grain
Natural



(S630 Alliance)
Cherry-No Sap
Pearwood



(S498 Serenity)
5-Piece MDF
Butter



(S348 Salem)
Maple-Mix / MDF CP
Olive



(S881 Folsom)
Eucalyptus-Red Grandis
American Walnut



(S509 Flats)
Cherry
Honey



(S374 Leaside)
Beech-Euro Steamed
Natural



(S250 Tradewind)
Maple-Mix / MDF CP
Eggshell

*Note:
Search by Signature Series Number &
Name at WalzCraft.com for detailed
design specifications.*

Traditional



(S185 Hayward)
Hickory-Rustic
Natural



(S358 Itasca)
Maple-Wormy
Natural



(S191 Madison)
Hickory-White-Rustic
Natural



(S213 Cottondale)
Hickory
Lt. American Walnut / Glazed



(S194 Marquette)
Cherry-Rustic
Natural



(S760 Crownpoint)
Hickory-Rustic
Natural

Traditional




(S478 Cascade)
Maple-Hard-Rustic
Natural



(S192 Madison)
Hickory-Brown-Rustic
Natural



(S218 Bozeman)
Alder-Rustic
Medium Brown Walnut



(S331 Integrity)
Alder-Rustic
Natural



(S277 Harvest)
Oak-Red-Rustic
Lt American Walnut / Glazed



(S375 Breakers)
Walnut-No Sap-Rustic
Natural



(S878 Coulee)
Cherry
English Oak V3 / TexGrain



(S879 Highland)
Oak-Mix
Stone Gray / TexGrain




(S922 Outland)
Alder
Lt American Walnut / Rotary Mill Marks




(S940 Outland)
Birch-Rustic
Stonehenge V3 / Rotary Mill Marks

Traditional




(S255 Hanover)
Walnut-Plain Sliced
American Walnut



(S644 Flats)
Maple-Mix / MDF CP
Stone Gray





(S124 Tribute)
Maple-Mix / MDF CP
Classic White



(S101 Superior)
Pine-N. White-Knotty-Plain Sliced
Natural




(S472 Cortez)
Pine-N. White-Knotty-Plain Sliced
Natural




(S186 Cortez)
Alder-Plain Sliced
Natural

Traditional



(S949 Logan)
Maple-Mix / MDF CP
Medium Gray



(S120 Honor)
5-Piece MDF
Tan



(S100 Unity)
Cherry-Plain Sliced
Natural




(S507 Lowland)
Alder-Plain Sliced
Nutmeg



(S242 Saybrook)
Cherry-Plain Sliced
Heritage



(S180 Griffin)
Oak-Red-Quarter Sawn
Heritage



(S384 Purcell)
Cherry-Plain Sliced
Mediterranean



(S701 Stonefield)
Oak-Red-Quarter Sawn
Dark Honey



(S777 Peconic)
Maple-Mix / MDF CP
City Gray

Note:
Reference page 3 for Signature Series
definition and ordering guidelines.

Contemporary



(S716 Montgomery)
Mahogany-Straight Grain / Veneer
Reconstituted / Natural



(S721 Montgomery)
Oak-White-Straight Grain / Veneer
Reconstituted / Natural



(S729 Montgomery)
Rosewood-Ceylon / Veneer
Reconstituted / Natural



(S720 Montgomery)
Maple-Prima Birds Eye / Veneer
Reconstituted / Natural



(S501 Dwelling)
Wenge-Straight Grain / Veneer
Reconstituted / Natural



(S828 Aspire)
Bamboo-Carmelized-VG / Veneer
Natural



(S557 Taylor)
Mahogany-Plain Sliced / Veneer
Cinnamon



(S558 Grant)
Cherry-Plain Sliced / Veneer
Honey



(S929 Williamsburg)
Oak-Red-Rift Sawn / Veneer
Natural



(S928 Trenton)
Maple-Hard-Rotary Cut/ Veneer
Natural

Contemporary



(S789) Frame Only
Maple-Hard-Plain Sliced / Veneer
Natural



(S562 Stephenson)
MDF Raw
Taupe



(S764 Tenant)
Almond Melamine
AM-Oak-Red



(S822 Thatch)
High Pressure Laminate / Veneer
Wheat Strand / Formica



(S555 Crawford)
Oak-White-Rift Sawn / Veneer
Natural



(S105 Ledbetter)
Fir-Douglas-Straight Grain
Natural



(S477 Modena)
Mahogany-Sapele-Qtr Sawn
Natural



(S119 Hurst)
Beech-Euro Steamed
Natural



Adventure Series



(S855 Kipling)
Maple-Mix / MDF CP
Morning Dew



(S856 Poe)
Maple-Mix / MDF CP
Milky Way



(S421 Facet)
Alder
Nutmeg



(S771 Centerbrook)
Maple-Mix / MDF CP
Butter



(S284 Cadence)
Maple-Hard-Straight Grain
Natural



(S936 Alpine)
Oak-Red-Rustic
Stonehenge V3



(S875 Continuum)
Mahogany-Sapele-Qtr Sawn
Natural



(S872 Rider)
Oak-White-Qtr Sawn
Heritage



(S873 Mercer)
Maple-Hard-White
Champagne



(S853 Pembroke)
Cherry-No Sap
Honey

Adventure Series



(S854 Stoker)
Walnut
Natural



(S845 Burroughs)
Fir-Douglas-Straight Grain
Natural



(S869 Titus)
Maple-Mix / MDF CP
Castle Gray



(S871 Wren)
Maple-Mix / MDF CP
Classic White



(S950 Ballard)
Maple-Mix / MDF CP
Dark Gray



(S868 Preston)
Mahogany
Heritage



(S870 Hemingway)
Eucalyptus-Red Grandis
Mediterranean

Mitered



(S577 Fairfield)

Cherry
English Oak V3



(S579 Augusta)

Maple-Hard
Natural / Glazed



(S136 Tamarisk)

Maple-Mix / MDF CP
Castle Gray



(S623 Pentwater)

Birch-Red
Medium Brown Walnut

Expertly-concealed blind mortise & tenon joints give a totally finished look and are unsurpassed in the industry.


Mitered



(S880 Discovery)
Eucalyptus-Red Grandis
Cinnamon




(S125 Mission Hill)
Maple-Hard
Natural



(S438 Portola)
Hickory
Heritage



(S128 Camden)
Alder
Honey / Glazed



(S280 Insight)
Oak-White-Qtr Sawn
Heritage



(S354 Brookline)
Ash
Saffron WoodGrain



(S437 Sutton)
Walnut
Natural



(S350 Inverness)
Cherry
Fruitwood




(S436 Monterey)
Beech-Euro Steamed
Natural



(S628 Chilmark)
Cherry
Auburn V3

Mitered



(S514 Broadmoor)
Maple-Mix / MDF CP
Sage / Glazed




(S102 Marquee)
Cherry
Nutmeg



(S364 Chilmark)
Oak-Red/White-Mix
Linen WoodGrain

Mitered




(S511 Straits)
Beech-Euro Steamed
Natural



(S378 Condor)
Mahogany
Windsor




(S137 Atherton)
Mahogany-Sapele-Qtr Sawn
Natural



(S832 Esteem)
Maple-Mix / MDF CP
Milky Way



(S440 Peninsula)
Mahogany
Heritage



(S537 Brookline)
Cherry
Java V3



(S445 Pagosa)
Mahogany
Windsor



(S610 Morningside)
Maple-Mix / MDF CP
Sandstone / Glazed



(S382 Piedmont)
Alder
Honey / Glazed



(S703 Landgrove)
Beech-Euro Steamed
Honey

Mitered



(S586 Marin)
Cherry
Med. Brown Walnut / Glazed




(S328 Barrington)
Cherry
Honey / Glazed



(S239 Avon)
Alder
American Walnut



(S456 Ruffino)
Pine-N. White
Brown Oak



(S932 Clayton)
Maple-Mix / MDF CP
Moonlight



(S244 La Salle)
Birch-Red
Natural



(S207 Kenilworth)
Walnut
Natural



(S109 Proximity)
Maple-Mix / MDF CP
Midnight Blue



(S131 Sheridan)
Alder
Fruitwood



(S616 Edgewater)
Maple-Mix / MDF CP
City Gray

Mitered



(S402 Falmouth)
Cherry-Plain Sliced
Honey



(S567 Weyburn)
Maple-Mix / MDF CP
Castle Gray



(S383 Pittsfield)
Oak-White-Qtr Sawn
Brown Oak



(S359 Halsted)
Fir-Douglas-Straight Grain
Natural



WalzCraft.com

French Mitered



(S675 Churchill)

Mahogany
Cordovan



(S939 Laurel)

Cherry
Stonehenge V3



(S678 Coalmont)

Maple-Hard
Auburn V3



(S933 Mason)

Oak-Red-Rift Sawn
Morel / Glazed




(S857 Clarity)

Maple-Mix / MDF CP
Pearl



(S842 Burbank)


Alder
Light American Walnut



(S710 Solitude)

Cherry
Natural


French Mitered



(S681 Potter)
Maple-Hard
Champagne



(S680 Orwell)
Walnut
American Walnut



(S685 Bridges)
Alder
Honey



(S689 Medina)
Cherry
English Oak V3



(S690 Solitude)
Oak-White-Qtr Sawn
Dark Honey



(S707 Romance)
Cherry
Cappuccino



(S709 Bristol)
Cherry-No Sap
Topaz



(S693 Zearing)
Walnut-Plain Sliced
Medium Brown Walnut



(S711 Tatum)
Maple-Soft
Scarlet V3



(S712 New Bern)
Birch-Red
Natural

Applied Molding



(S163 Newton)
Walnut
Medium Brown Walnut



(S211 Lockhart)
Maple-Mix
Sandstone / RBT



(S158 Destin)
Cherry
Natural / Glazed




(S612 Rumbley)
Maple-Mix / MDF CP
Taupe



(S485 Blossom)
Cherry
Honey / Glazed



(S596 Crescenti)
Cherry-Rustic
American Walnut / Glazed / Distressed



(S166 Berkshire)
Cherry
Cinnamon



(S656 Metropolitan)
Maple-Mix / MDF CP
Linen / Glazed



(S884 Longleaf)
Eucalyptus-Red Grandis
English Oak V3



(S551 Deacon)
Maple-Hard
Cinnamon

Applied Molding



(S165 Newport)
Beech-Euro Steamed
Nutmeg / Glazed



(S215 Trestle)
Maple-Mix
City Gray / RBT



(S209 Placer)
Cherry
Honey



(S171 Beachfront)
Maple-Mix / MDF CP
Eggshell



Note:

Search by Signature Series Number & Name at WalzCraft.com for detailed design specifications.


Applied Molding



(S930 Sydney)
Maple-Mix / MDF CP
Morning Dew



(S464 Imperial)
Cherry
Nutmeg



(S834 Rockaway)
Maple-Mix / MDF CP
Sundown



(S762 Keyport)
Maple-Mix / MDF CP
Classic White



(S885 Metropolitan)
Eucalyptus-Red Grandis
Cinnamon



(S613 Barnum)
Cherry-Rustic
English Oak V3



(S536 Barnes)
Maple-Hard
Light American Walnut

Note:
Contact a specialist from our
Customer Support Team
at 1-800-237-1326
for pricing information.

Applied Molding



(S462 Virginia)

Alder
Fruitwood



(S495 Deadwood)

Cherry-Rustic
Honey / Glazed / Distressed



(S367 Hampton)

Maple-Mix / MDF CP
Tan



(S172 Carlton)

Oak-Red
Honey



(S160 Alamo)

Alder-Rustic
Med Brown Walnut / Glazed / Distressed



(S935 Florentine)

Maple-Mix
Sage / Glazed / Distressed / RBT



(S463 Deephaven)

Hickory
Heritage



(S369 Barnes)

Maple-Mix / MDF CP
Ebony / Glazed



(S513 Carlton)

Maple-Mix / MDF CP
Tan / Glazed



(S212 Congress)

Cherry
Cordovan


Applied Molding



Note:
Reference page 3 for Signature Series
definition and ordering guidelines.



(S425 Victory)
Cherry
Nutmeg / Glazed



(S352 Penn)
Maple-Hard
Dark Honey / Glazed



(S399 Belhaven)
Mahogany
Cinnamon



(S377 St. Augustine)
Cherry
Cordovan / Glazed

Applied Molding




(S424 Ontario)
Maple-Hard
American Walnut



(S144 Avalon)
Maple-Hard-Plain Sliced
Honey / Glazed



(S143 Westover)
Cherry
Nutmeg




(S371 Evanston)
Maple-Mix / MDF CP
Eggshell / Glazed



(S139 Wakefield)
Alder
Honey



(S141 Marietta)
Alder
Nutmeg



(S140 Bliss)
Hickory
Ash White / Glazed



(S235 Bloomfield)
Sapele-Qtr Sawn/AM-Maple
Natural



(S138 Florence)
Maple-Hard
Natural



(S236 Waterloo)
Cherry
Dark Honey

Applied Molding



(S274 Divine)

Cherry
Auburn V3



(S233 Lexington)

Alder
Natural



(S130 Havana)

Oak-Red
Lt American Walnut / Glazed



(S647 Cross Plains)

Mahogany-Qtr Sawn
American Walnut



(S118 Como)

Cherry
Topaz



(S349 Spencer)

Beech-Euro Steamed
Natural



(S615 Castine)

Cherry-No Sap
Honey



(S426 Banks)

Maple-Mix / MDF CP
Soft Yellow



(S882 Hobbs)

Eucalyptus-Red Grandis
Heritage



(S947 Daphne)

Alder
Stonehenge V3 / Glazed

Applied Molding



(S123 Elmhurst)
Walnut
Natural



(S121 Prairie)
Oak-White-Rift Sawn
Natural



(S831 Eden)
Maple-Mix / MDF CP
Rain Cloud



(S234 Culterville)
Maple-Hard
Natural



(S646 Brushton)
Walnut
Medium Brown Walnut



(S504 Linwood)
Walnut
Heritage



Old World (1" Thick)



(S531 Prato)

Cherry
Heritage



(S617 Belgrade)

Oak-White
English Oak V3



(S269 Wharton)

Mahogany
Windsor



(S205 Tabernacle)

Alder
Natural



(S156 Rockington)

Mahogany
Heritage



(S521 Wardley)

Oak-White-Quarter Sawn
Dark Honey



(S155 Potomac)

Mahogany-Sapele-Qtr Sawn
Natural



(S154 Township)

Oak-White
Natural



(S361 Garden City)

Oak-Red-Rift Sawn
Honey / Glazed / Distressed



(S524 Harper)

Maple-Mix / MDF CP
Tan / Glazed

Old World (1" Thick)



(S957 Dexter)
Oak-White-Rift Sawn
Lt American Walnut



(S955 Parker)
Hickory
Stonehenge V3



(S953 Lennon)
Cherry
Midnight



(S149 Carnegie)
Walnut
Natural



(S148 Vanderbilt)
Maple-Mix / MDF CP
City Gray

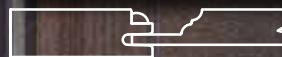


(S597 Bollinger)
Alder
Lt American Walnut / Distressed



Note:
Reference page 3 for Signature
Series definition and ordering
guidelines.

Old World (1" Thick)



(S393 Wilton)
Cherry
Cordovan / Glazed



(S147 Morgan)
Walnut
Natural



(S346 Vanderbilt)
Afrormosia
Natural



(S519 Waldorf)
Maple-Mix / MDF CP
Eggshell / Glazed / RBT



(S345 Gladwyne)
Alder
Medium Brown Walnut



(S157 Summit)
Elm-Red
Natural

Old World (1" Thick)



(S956 Ramsey)
Maple-Mix / MDF CP
Spruce



(S146 Fleming)
Cherry
Natural



(S451 Biltmore)
Cherry
Field Cherry V3



(S126 Salton)
Mahogany-Sapele-Qtr Sawn
Natural



(S522 Rosecliff)
Maple-Mix / MDF CP
Linen / Glazed



(S520 Babylon)
Pine-N. White-Knotty
Heritage



(S379 Helena)
Alder-Rustic
Medium Brown Walnut



(S954 Allegra)
Maple-Mix / MDF CP
Midnight Blue




(S145 Waldorf)
Cherry-Rustic
Natural




(S518 Belvedere)
Cherry
Nutmeg / Glazed

3D Laminate/RTF




(S517 Advantage)

MDF
Walnut




(S648 Hovland)

MDF
Birds Eye Maple




(S889 Faith)

MDF
White Crystal



(S943 Ideal)

MDF
Canadian Grey Super Matte



(S942 Admire)

MDF
Mysterious Super Matte



(S410 Irvine)

MDF
Pickled Maple



(S411 Henderson)

MDF
Almond Crystal



(S304 Fontana)

MDF
Summer Flame



(S761 Overland)

MDF
White Crystal



(S668 Hartwell)

MDF
Persian Cherry

3D Laminate/RTF



(S671 Montross)
MDF
Italian Macassar



(S662 Delray)
MDF
Italian Zebrano



(S673 Paddock)
MDF
Sculpted Wenge



(S944 Gaston)
MDF
Gauntlet Grey Super Matte



(S516 Stephenson)
MDF
Peppered Crosswood



(S416 Electra)
MDF
White High Gloss

Decorative Laminate Veneer (DLV)



(S904 Valiant)
DLV
White / Suede



(S901 Keen)
DLV
Arctic Groovz / AuthenTICK



(S905 Merit)
DLV
Aria / Medina



(S902 Keen)
DLV
Licorice Groovz / AuthenTICK

Accent Doors & Cabinet Accessories



(S108 Breezeway)

Maple-Hard
Natural



(S818 Coastline)

Alder
Light American Walnut




(S776 Palms)

Cherry
Honey



(S418) Style 10

CPL 100
Alder / Fruitwood




(S181 Briargate)

Oak-Red
Natural



(S422 Gulfport)

Mahogany-Sapele-Qtr Sawn
Heritage



(S815 Harbor)

Maple-Mix / MDF CP
Butter



(S107 Canal)

Cherry
Natural



(S363 Lakeshore)

Maple-Mix
Vanilla



(S362 Empire)

Alder
Cinnamon

Accent Doors & Cabinet Accessories



(S730) Style 10
LP118 - 11 Lites
Mahogany / M. Brwn Walnut



(S738) Style 10
LP109 - 4 Lites
Oak / Cranberry WoodGrain




(S474) Style 1990
LP001 - 2 X 3 - 6 Lites
Mahogany-Sapele-Qtr Sawn / Natural




(S390) Style 2000
LP106 - 9 Lites
Cherry / Natural



(S225) Style 10
LP001 - 2 X 3 - 6 Lites
Maple / Natural




(S480) Style 10M
LP001 - 2 X 3 - 6 Lites
Cherry / Natural



(S482) Style R995
LP103-R over 2 X 2 - 7 Lites
Oak-White / Natural



Accent Doors & Cabinet Accessories



(S787) Style 10
 LP139 - 5 Lites
 Maple-Mix / Stone Gray



(S476) Style 10
 LP108 - 6 Lites
 Oak-White-Rift Sawn / Heritage



(S785) Style 10
 LP130 - 12 Lites
 Maple-Mix / Espresso



(S779) Style 10
 LP132 - 11 Lites
 Maple-Mix / Castle Gray



(S731) Style 10
 LP126 - 11 Lites
 Cherry / Brownstone V3



(S756) Style 10
 LP129 - 7 Lites
 Maple-Mix / Sage



(S946) Style 10M
 LP107 - 4 Lites
 Alder-Rustic / Ash White / Glazed



(S400) Style 10
 LP107 - 2 Patterns - 7 Lites
 Alder / Natural

Accent Doors & Cabinet Accessories



(S742) Style 10
LP119 - 2 Patterns - 5 Lites
Maple-Mix / Classic White




(S788) Style 10
LP140 - 13 Lites
Mahogany / Cinnamon



(S888) Style 10
LP100 - 3 Patterns - 11 Lites
Eucalyptus-Red Grandis / Mediterranean



(S748) Style 10
LP115 - 7 Lites
Alder / Honey



(S745) Style 10
LP116 - 5 Lites
Walnut / Natural



(S751) Style 10
LP105 - 7 Lites
Walnut / Natural



(S733) Style 10
LP114 - 12 Lites
Oak-White-Rift Sawn / Heritage



(S747) Style 10
LP112 - 7 Lites
Walnut / Mediterranean



(S741) Style 10
LP111 - 4 Lites
Cherry-No Sap / Nutmeg



(S737) Style 10
LP125 - 3 Lites
Maple-Mix / Tan

Accent Doors & Cabinet Accessories

Curved



Accent Doors & Cabinet Accessories

Face Frame & Inset Components



Note:
For a complete listing of profiles
and options, please see our
Product Specifications
and Pricing Catalogs.